

40

Stop List | Parada

Toward University & Joyce

Toward Blaine & 24th

- 1 **Blaine & 24th** 150
- Cleveland & 21st 150
- Cleveland & Linden 150
- Cleveland & Ustick 150
- 2 **Cleaveland & Laster** 150
- Caldwell & Sundance 150
- Idaho Center & Gate 150
- 3 **Franklin & Tiegs** 150
- Gate & Franklin 150
- Overland & Ten Mile
- Overland & Linder
- 4 **Overland & Black Marlin**
- **AM trips**
- Main & 13th
- 5 **Main Street Station Upper Deck** 150
- Main & 5th
- Main & 1st 150
- Broadway & Park 150
- Broadway & University
- Beacon & Manitou 150
- Boise State Transit Center 150
- **PM trips**
- 9th & River
- 6 **University & Joyce** 150 6

- 6 **University & Joyce** 6
- **AM trips**
- Capitol & Cesar Chavez
- Capitol & River
- Front & 9th
- **PM trips**
- Lincoln & University
- Beacon & Manitou
- Broadway & University
- Broadway & Park
- Idaho & 1st
- Idaho & 5th
- Idaho & 9th
- Idaho & 11th
- Idaho & 13th
- Main & 27th
- 5
- 4 **Overland & Blue Marlin**
- Overland & Linder
- Overland & Ten Mile
- Idaho Center & Gate 150
- 3 **Franklin & Tiegs** 150
- Gate & Franklin 150
- Caldwell & Landon 150
- Caldwell & Middleton 150
- 2 **Happy Day Transit Center** 150
- Cleveland & Ustick 150
- Cleveland & Linden 150
- 1 **Blaine & 24th** 150

150

This route connects with VRT On-Demand

Taking you corner-to-corner in Nampa & Caldwell!

Book Your Ride on VRT Booking

- Step 1 Download "VRT Booking" through your app store. Follow the set up instructions.
- Step 2 Enter your pickup address and tap "Select Pickup".
- Step 3 Enter your destination address and tap "Set Dropoff".
- Step 4 Choose your ride option and tap "Book".
- Step 5 Meet your ride at the location indicated in the app.

If you need help booking your ride, give Customer Service a call.

Información en español disponible por internet, en la aplicación y por teléfono.



This route has serves Bronco Shuttle stops

ORANGE LINE	
MON-FRI LUN-VIE	BUS EVERY
7:00 AM - 5:00 PM	8 min
5:00 PM - 9:00 PM	15 min

BLUE LINE	
MON-FRI LUN-VIE	BUS EVERY
7:00 AM - 5:00 PM	8 min
5:00 PM - 9:00 PM	15 min

GREEN LINE	
MON-FRI LUN-VIE	BUS EVERY
9:00 AM - 5:00 PM	8 min

Hours listed for fall & spring semesters

It's free to ride!

Live bus tracking at boisestate.etaspot.net

Service hours are reduced for summer semester, holidays, and school breaks. For up-to-date schedule, visit ridevrt.org/bronco

PRO TIP The timetable and stop list are super useful for trip planning!

- Read top to bottom for the time a bus departs from major stops
- Read left to right for a bus trip
- The stop list shows every bus stop
- Plan your trip by viewing major stop times before and after your stop

Timetable

Main Street Station	Next Major Stop	Major Stop
1	2	3
7:15	7:24	7:34
7:45	7:54	8:04
3:45	3:54	4:04

Stop List

Fares | Tarifas

		Standard	Regional
Single ride <i>Viaje Sencillo</i>			
Adult <i>Adultos</i>	\$1.50	\$4.50	
Reduced* <i>Reducido*</i>	\$0.75	\$2.25	
All-Day Pass <i>Pase de Todo el Día</i>			
Adult <i>Adultos</i>	\$2.50	\$7.50	
Reduced* <i>Reducido*</i>	\$1.25	\$3.75	

Kids ages 5 and under ride free!
Niños de 5 años y menores viajan gratis.

*Youth (6-18) / Older adults (65+) / Disabled / Medicare cardholders
Jóvenes (6-18) / Adultos mayores (65+) / Personas con discapacidades / Usuarios de Medicare

Regional fare is only required on specific routes.
La tarifa regional solo es requerida en rutas específicas.

Holiday Schedule | Servicio en Días Festivos

No service on: | *No hay servicio en:*

New Year's Day, Memorial Day, Fourth of July, Labor Day, Thanksgiving, Christmas

Reduced service on: | *Servicio reducido en:*

Martin Luther King Day, Presidents Day, Veterans Day, day after Thanksgiving, Christmas Eve, New Year's Eve

For specific dates visit ridevrt.org
Para mas detalles, visite ridevrt.org

Information | Información

For more information, scan the QR code:

Para mas información, escanee el código QR:

Visit | *Visite:* ridevrt.org/ride
Call | *Llame:* (208) 345-7433



EFFECTIVE OCT 1, 2024 | V42027001.TWX



Customer Service
208-345-7433

40

Caldwell/Boise Express

PEAK ONLY | REGIONAL FARE

Monday-Friday
Lunes-Viernes

Hacia | Toward Boise
3 AM trips 1 PM trip

Hacia | Toward Caldwell
1 AM trip 4 PM trips

Saturday
Sábado

No Saturday Service
Sin servicio los sábados

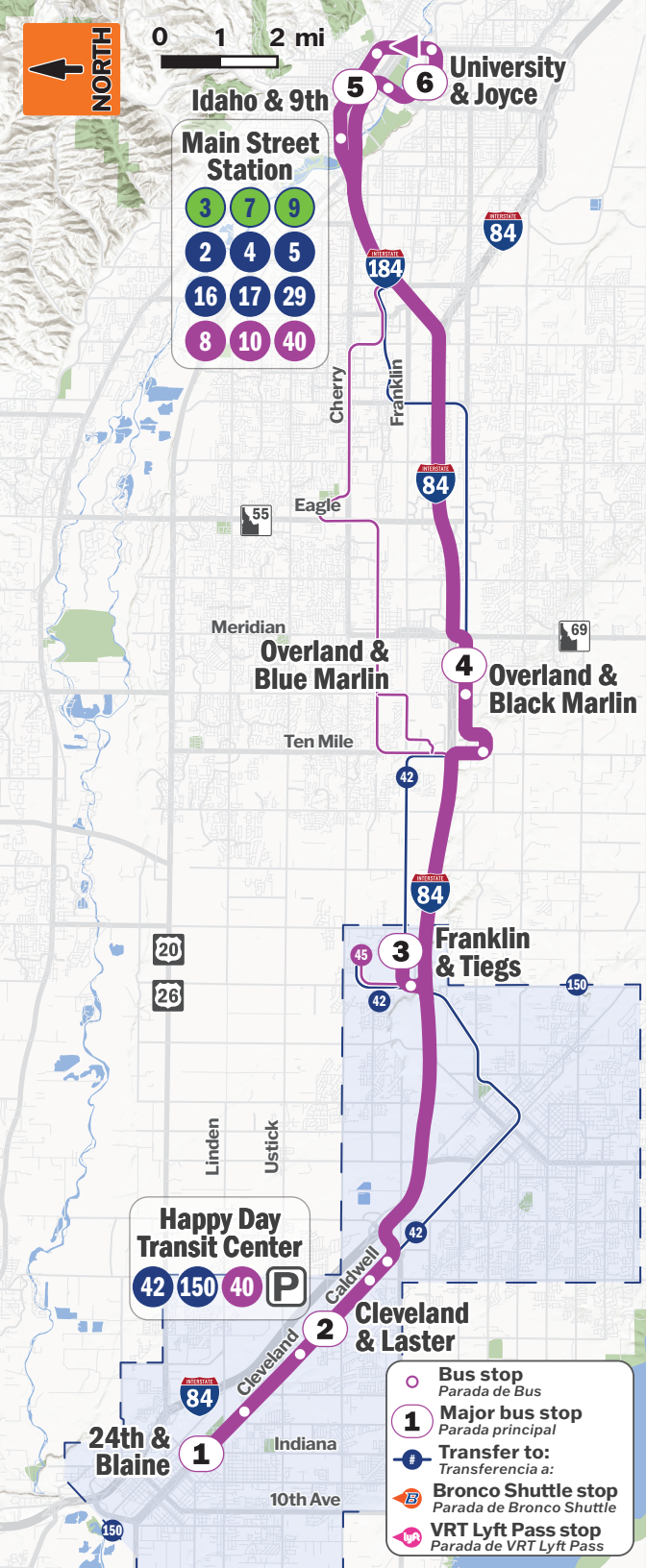
MAJOR STOPS

- BLAINE & 24TH AVE
- HAPPY DAY TRANSIT CENTER
- OVERLAND & BLUE MARLIN
- MAIN STREET STATION
- UNIVERSITY & JOYCE

POINTS OF INTEREST

- College of Idaho
- Clearwater Plaza
- Canyon County DMV
- CWI Canyon County Campus
- CWI Micron Education Center
- TenMile Park & Ride
- Meridian Promenade
- Wahooz & Roaring Springs
- Boise City Hall
- Albertsons Stadium





40 Weekday | Día de la Semana

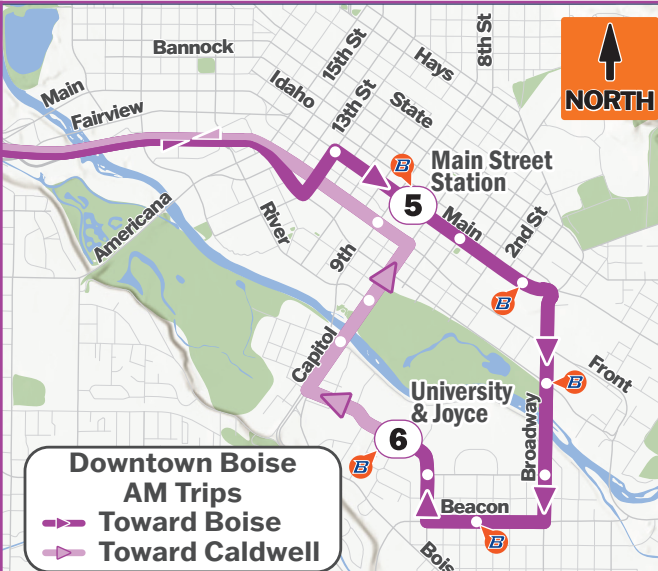
Toward University & Joyce

Blaine & S 24th Ave	Cleveland & Laster	Franklin & Tieggs	Overland & Black Marlin	Main Street Station Upper Deck	University & Joyce
1	2	3	4	5	6
5:40	5:48	6:02	6:20	6:38	6:50
6:10	6:17	6:32	6:50	7:09	7:21
6:40	6:49	7:05	7:22	7:46	7:58
4:10	4:18	4:35	4:52	-	5:19

◆ Bus arrival time estimated due to regular traffic congestion. Actual departure time may be earlier than shown. View real time bus location on the ETA Spot App.
 ◆ Los tiempos de llegada de los autobuses son estimaciones debido a la congestión del tráfico habitual. Los horarios de salida reales pueden ser anteriores a los mostrados. Vea la ubicación del autobús en tiempo real en la aplicación ETA Spot.

Print schedules are subject to change. For up-to-date information, visit ridevrt.org/routes

Los horarios de impresión están sujetos a cambios. Para obtener información actualizada, visite ridevrt.org/routes

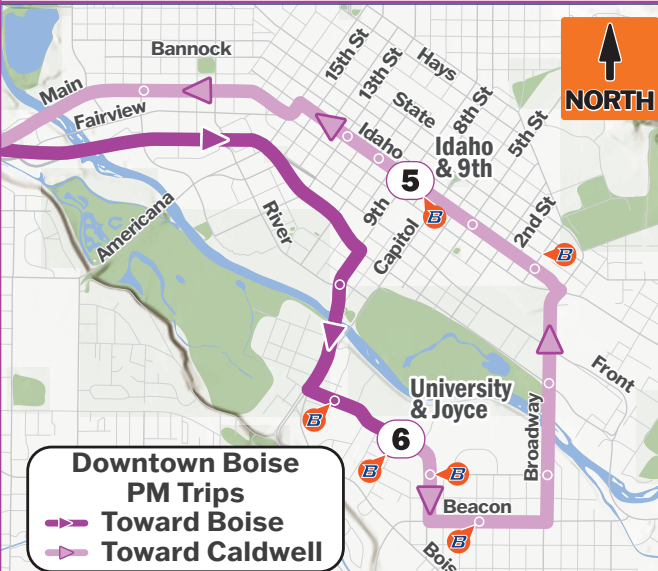


40 Weekday | Día de la Semana

Toward Blaine & 24th

University & Joyce	Idaho & 9th	Overland & Blue Marlin	Franklin & Tieggs	Happy Day Transit Center	Blaine & S 24th Ave
6	5	4	3	2	1
7:00	-	7:18	7:31	7:46	7:52
4:00	4:14	4:36	4:50	5:10	5:16
4:30	4:42	5:04	5:19	5:37	5:43
5:00	5:15	5:40	5:55	6:13	6:20
5:30	5:42	6:00	6:15	6:33	6:40

PM times are **BOLDED** *Trips do not run on reduced service days
 Los horarios PM están en **NEGRITA** *Los autobuses no operan en días de servicio reducido
 Muda wa alasiri ni umi na mida wa jioni ni **BOLDED** *Safari hazifanyiki siku za huduma iliyopunguzwa
 время для поездок после 1200 обеда выделено жирным шрифтом
 *Поездки не осуществляются в дни сокращенного обслуживания.



How to Ride | Cómo Viajar

Las traducciones están disponibles en rideVRT.org/how

01 Plan your trip

Download the **Umo Mobility app** and select "Valley Regional Transit" or go to rideVRT.org. Looking for VRT On-Demand? Check out the VRT Booking app!

PRO TIP Select "Start" after you plan your trip in Umo for live directions.

02 Get your fare

Load your **Umo** account. With Umo's "fare capping" feature, you'll never pay more than you need to. You can also use cash, coins, or a paper bus pass.

PRO TIP Overpay with cash on board? You'll get a change card to use on a next trip.

03 Head to your stop

Wait at your bus stop with your fare ready. Wave to the driver as the bus approaches so they know you are getting on board!

PRO TIP Check the route number on the front of the bus to ensure it's your ride!

04 Get on board

Pay your fare at the farebox or Umo reader and pick a seat. Audio and visual announcements will let you know upcoming stops. When the bus approaches your stop, pull the yellow cord and be on your way!

PRO TIP Stay connected while you ride with free onboard Wi-Fi.